

GLASSDOOR DESIGN CHALLENGE

PETER SPANNAGLE

RESUME@PETERSPANNAGLE.COM

Objectives

- * Design a more compelling, engaging and interactive **user experience**
- * Clearly present **local and national salary averages**
- * Add something new: **filters**
- * Show that salary information is **current, relevant and unobtainable on competitor sites**
- * Increase **time on page/site**

COMPETITION

Glassdoor is #1



software engineer salary san francisco

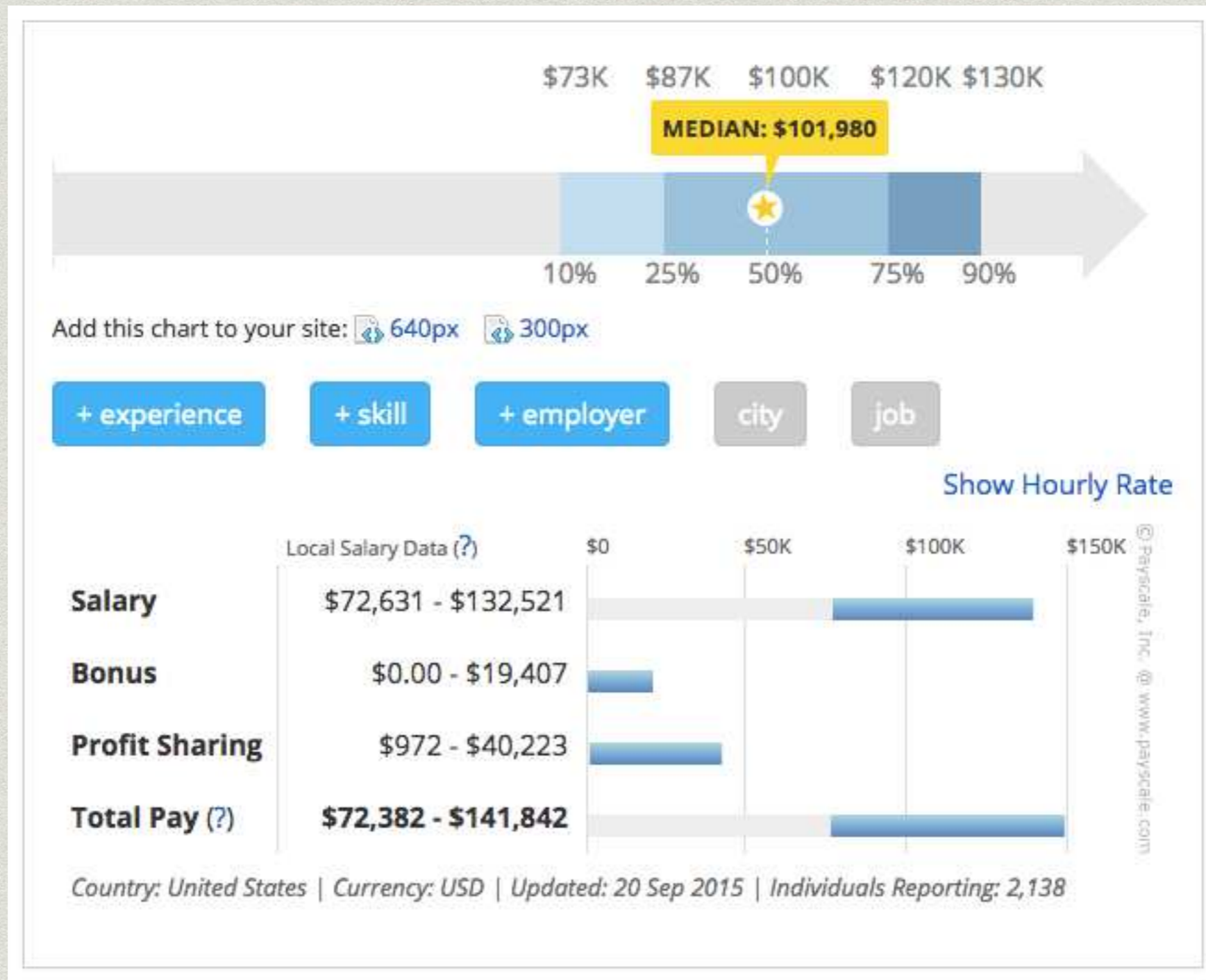


The average salary for a San Francisco Software Engineer is **\$103,367** , which is 14.4% above the national average of **\$90,374** . Salaries estimates based on 21,482 salaries submitted anonymously to Glassdoor by Software Engineer employees in San Francisco, CA.

Salary: Software Engineer in San Francisco, CA | Glassdoor

www.glassdoor.com/.../san-francisco-software-engineer-salary-SR... Glassdoor

PayScale



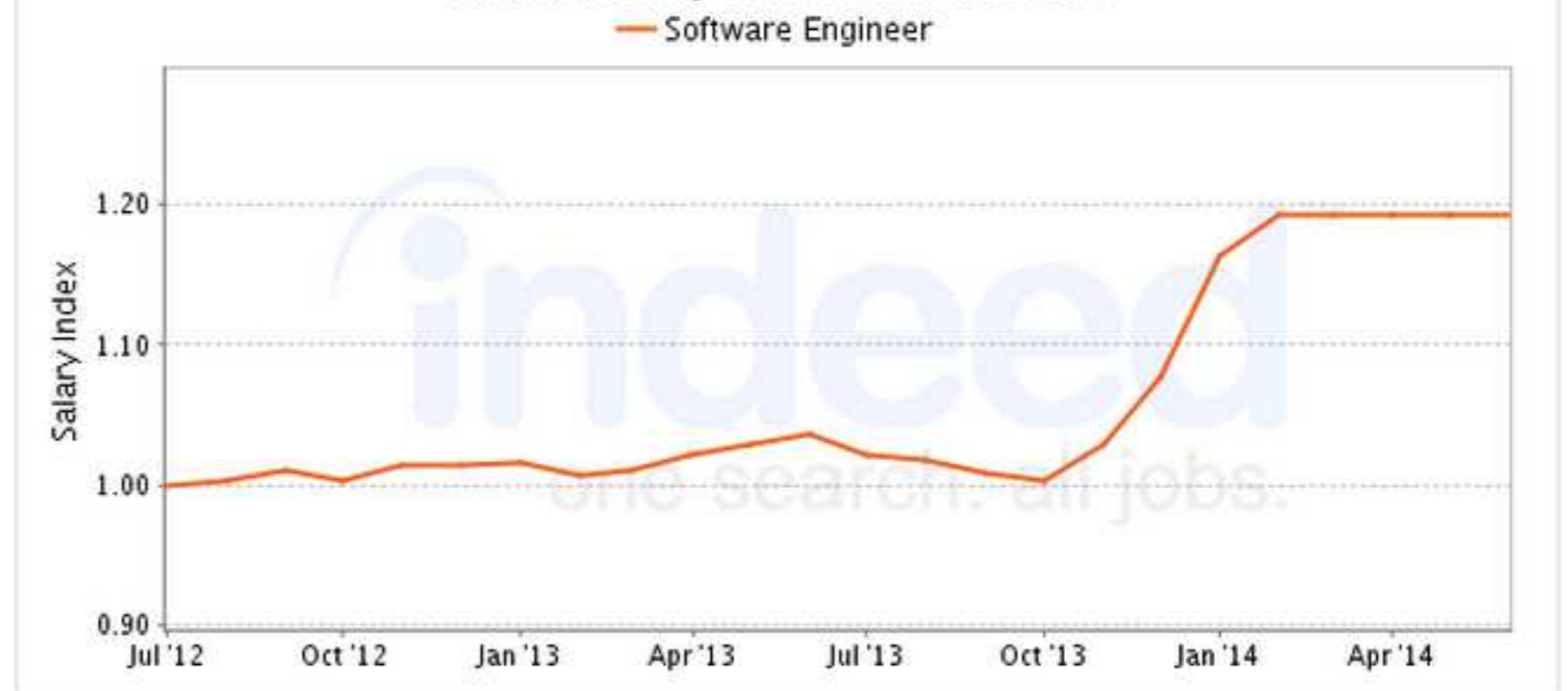
indeed

Average Salary of Jobs Matching Your Search



Average Software Engineer salaries for job postings in San Francisco, CA are 35% higher than average Software Engineer salaries for job postings nationwide.

National Salary Trend from Indeed.com



Average Salary of Jobs with Related Titles



salary.com

This chart describes the expected percentage of people who perform the job of Accountant I in the United States that make less than that annual salary. For example the median expected annual pay for a typical Software Engineer I in the United States is \$76,893 so 50% of the people who perform the job of Software Engineer I in the United States are expected to make less than \$76,893.

Source: HR Reported data as of October 2015



[Software Engineer I Salaries in CA](#)

[US National Average Salaries for Software Engineer I](#)

[Canadian National Average Salaries for Software Engineer I](#)

Refine by:

Change Search Criteria

SEARCH

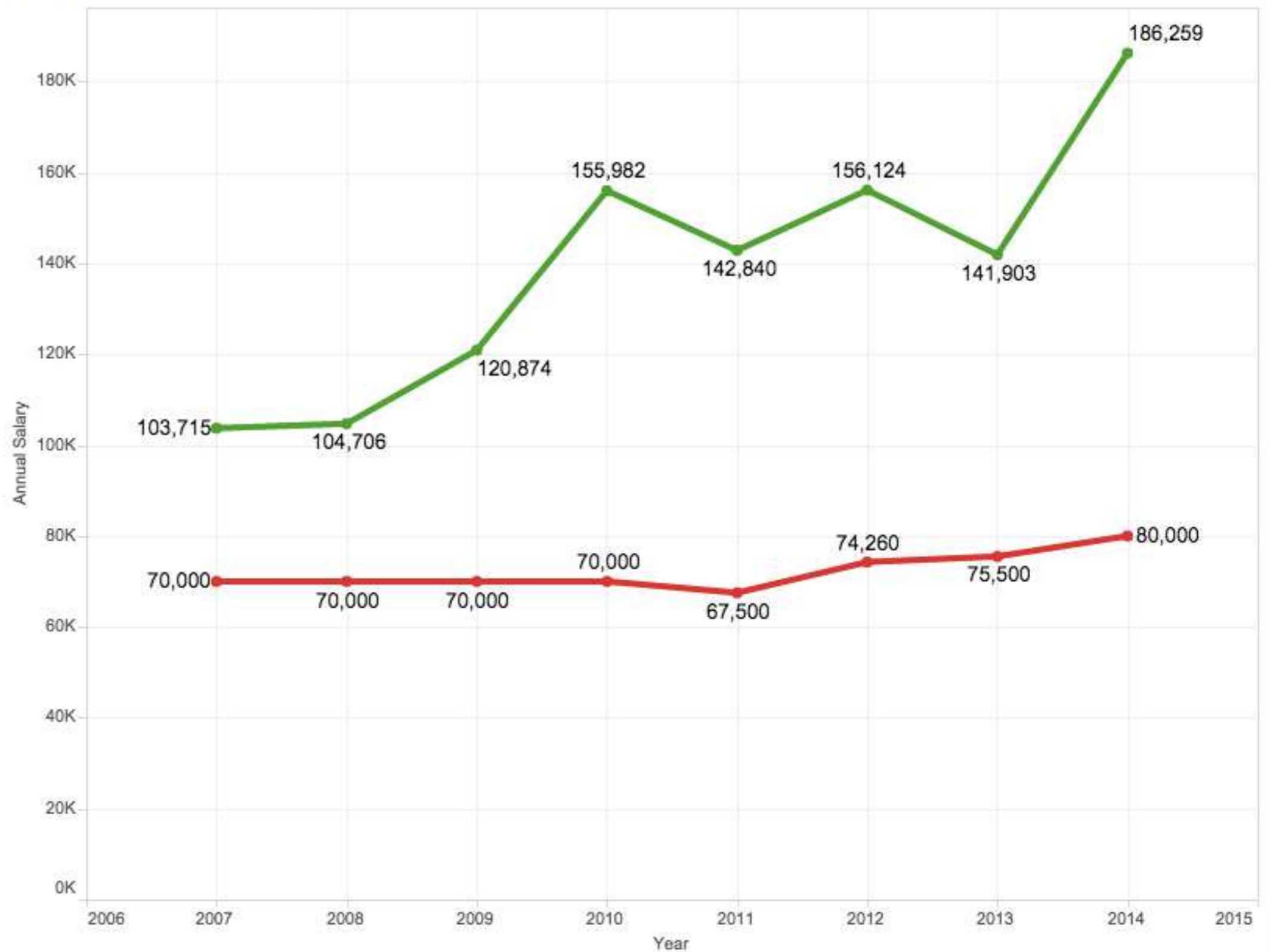
INSPIRATION

line chart

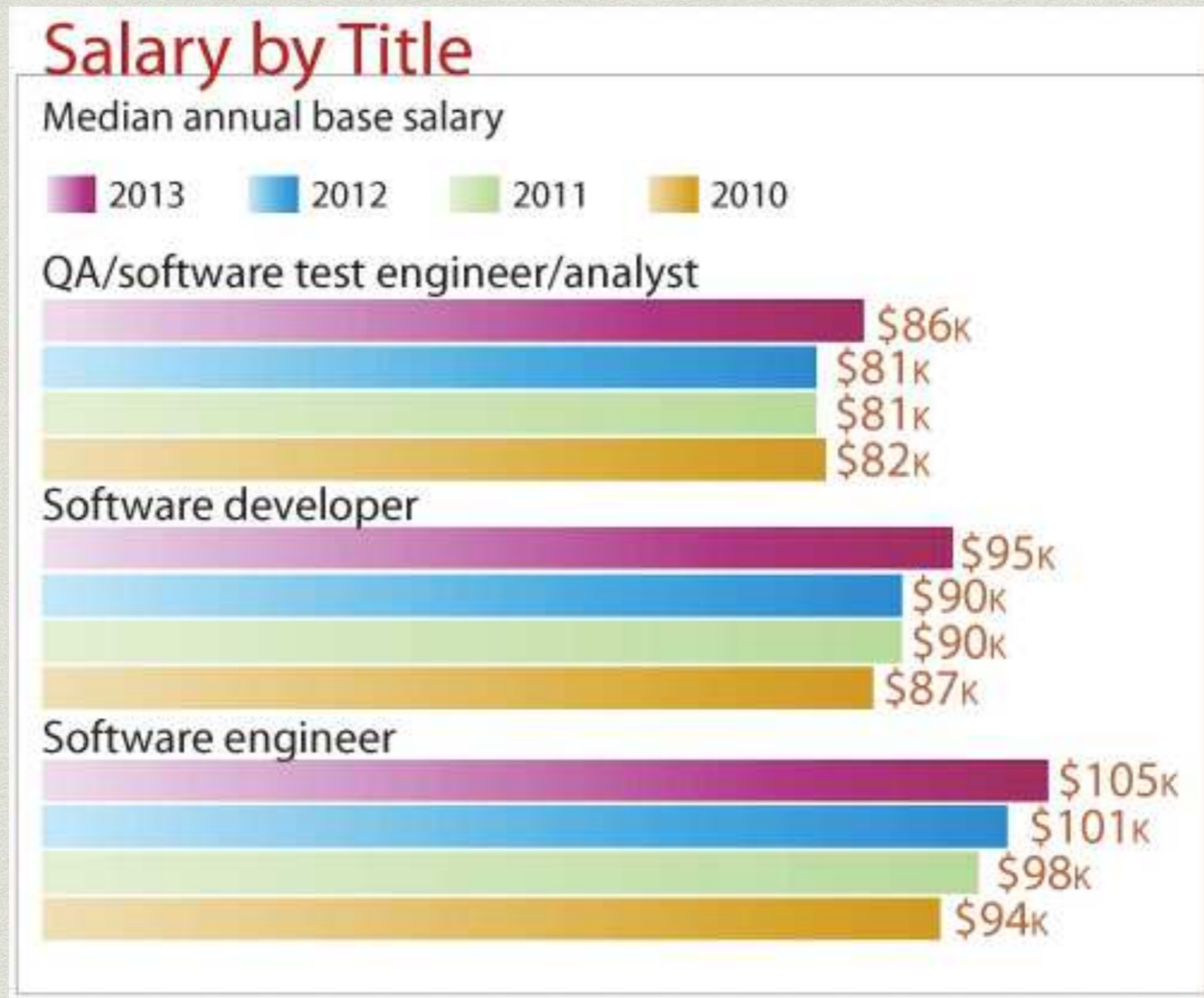
Measure Names

- Mean Salary
- Median Salary

MLS Mean vs Median Salaries



bar chart



map style

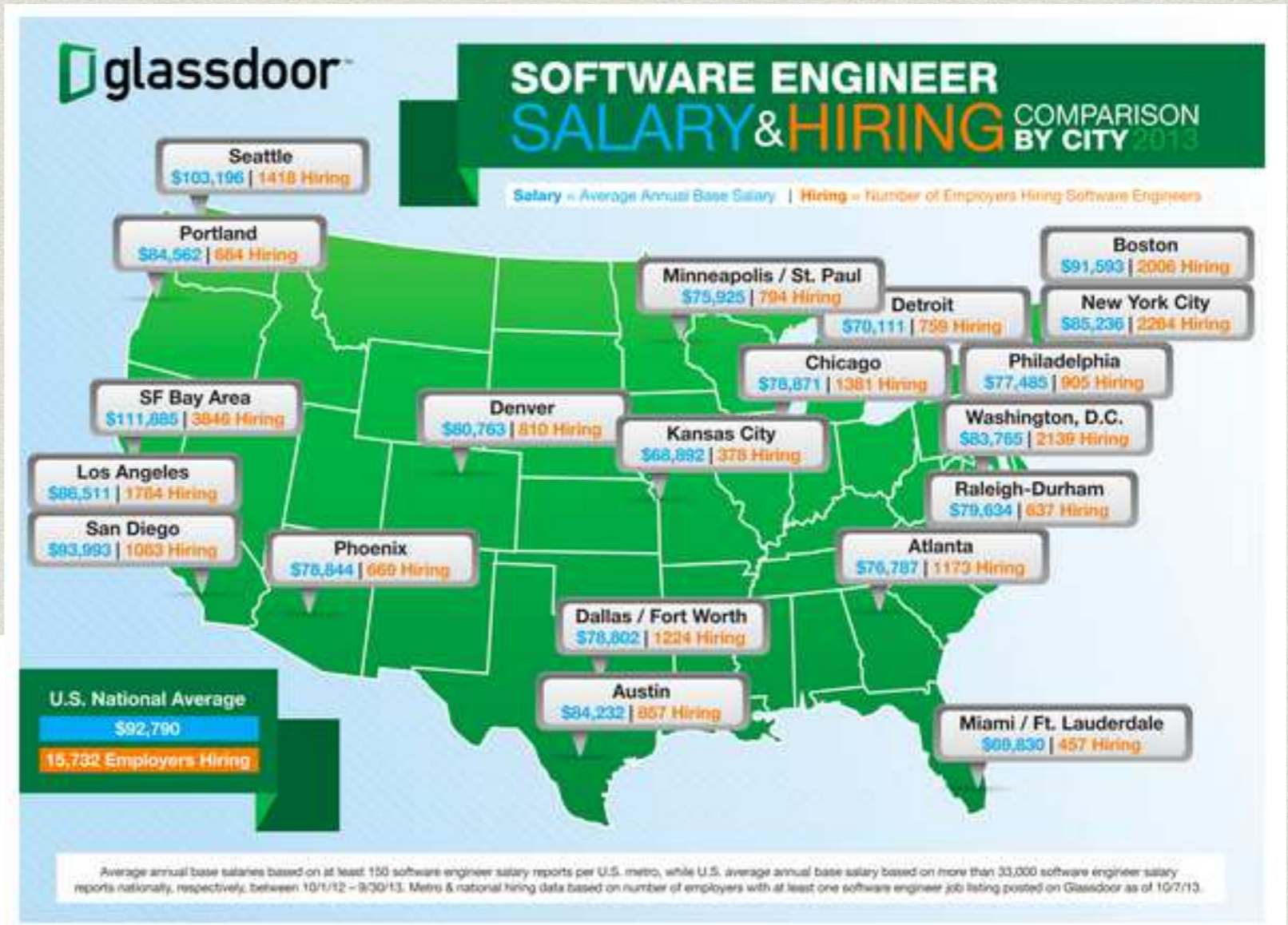
Medical Cost of Hip Replacement

Data from cms.gov

by [Phuoc Do](#) 38,573 views 16 stars 656 clones

Map Us Map

Charge █
Pay █



push the envelope

Political Climate

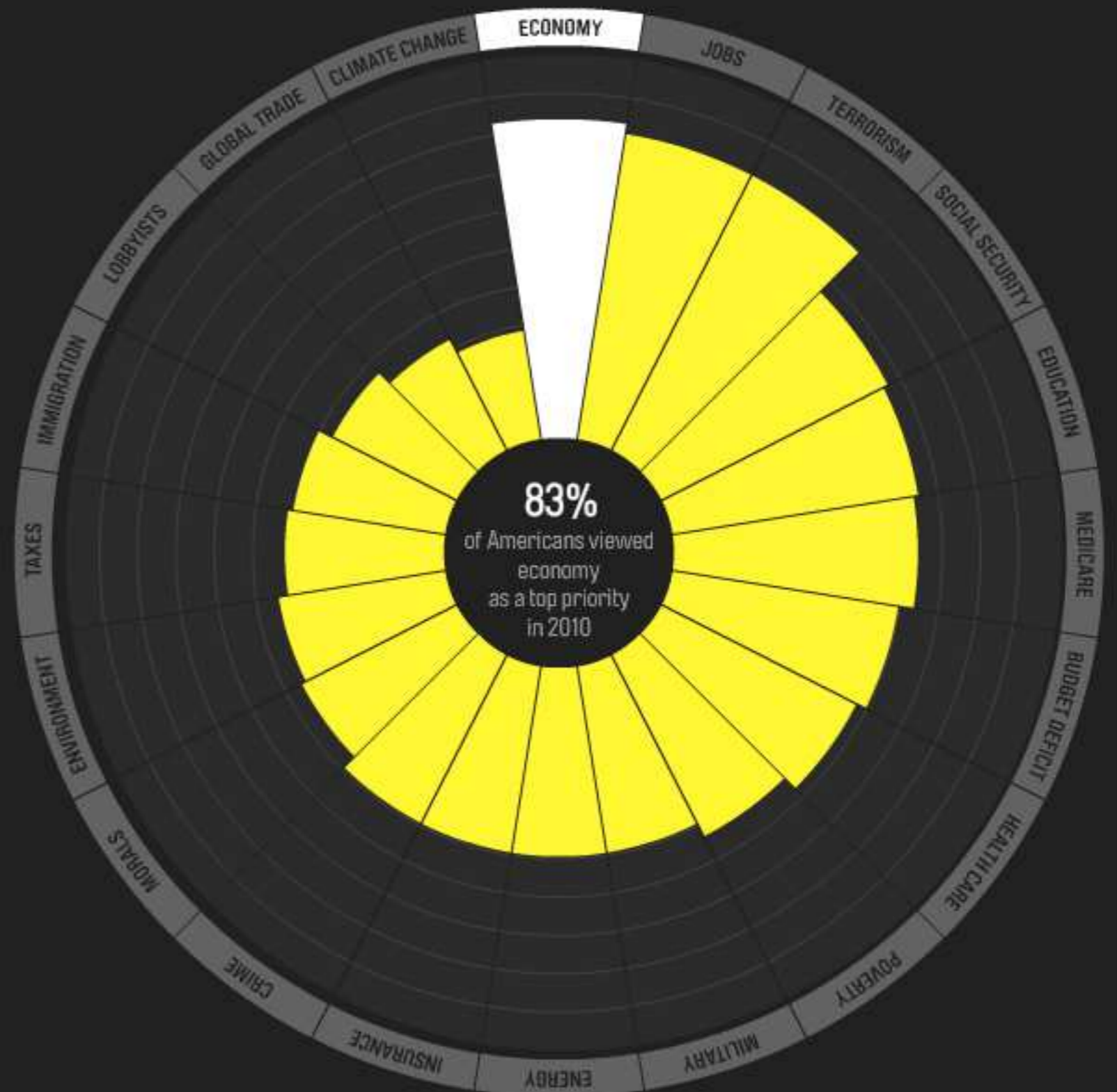
Every election cycle has its own issue; what Americans care about is constantly changing. Every January, the Pew Research Center for the People and the Press surveys Americans about what their top political priorities are for the year. These are their answers, going back to 2001.

Economy



- ALL AMERICANS
- DEMOCRATS
- REPUBLICANS

SOURCE The Pew Research Center for the People and the Press
A collaboration between GOOD and Hyperakt



BRAINSTORM & PROCESS

More Interactive: How?

- * Only Glassdoor has salaries + reviews
- * Show the number of salaries
- * Allow users to drill down to reviews

Ideas for Filters


- * **Company**
- * **Currently Hiring**
- * **Year (rate of growth)**
- * Years of Experience
- * Skills

Data Visualization Module

Software Engineer Salaries in San Francisco, CA

3,927 Salaries

Updated Oct 7, 2015



[About This Data](#)

Warm Up Exercise

- * Put the average in the chart

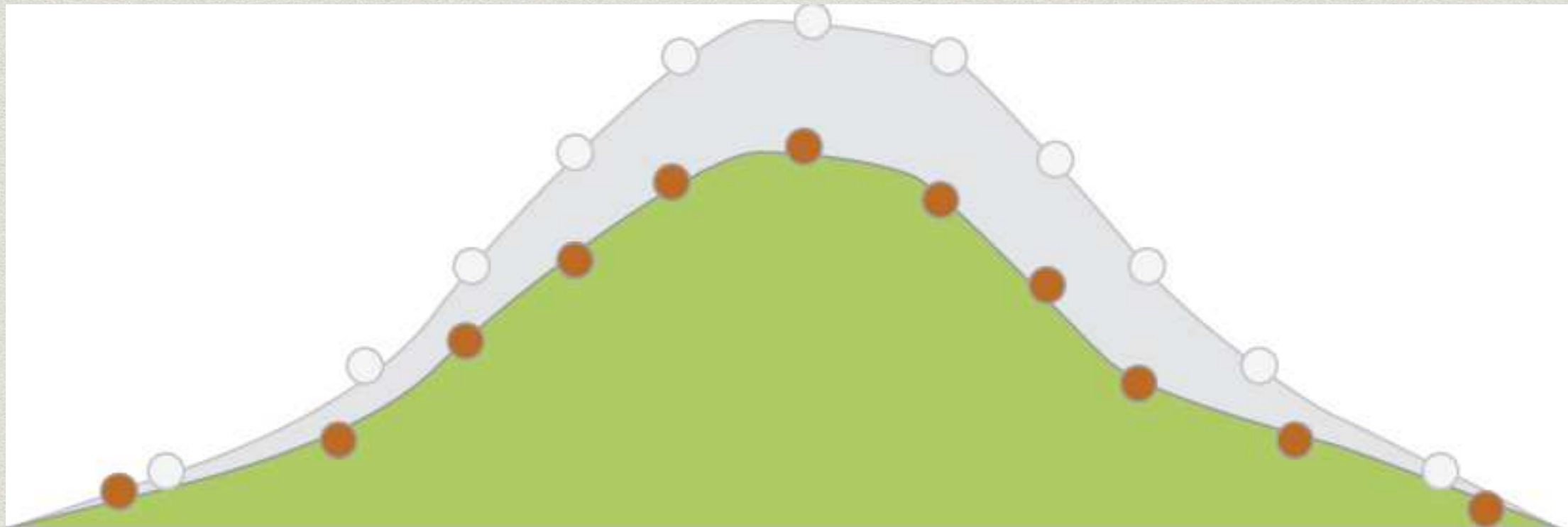


- * Make the average stand out with a tooltip



Prep Work

- * How might we show the data?



First Pass



- * Two bar charts (based on bell curves)
- * Filters
- * Right region has key and mini chart for history

RESULTS

Software Engineer Salaries in San Francisco, CA

Last updated: Oct 16, 2015

View all 3,927 Salaries



National Average
\$90,374

San Francisco, CA
Area Average
\$103,367 (+14.37%)

Year	Avg Salary	% Change
2015	\$90K	+6.67%
2014	\$80K	+4.13%
2013	\$58K	+3.75%
2012	\$58K	+3.75%

[About This Data](#)

SALARY SEARCH

REDESIGNED DATA VISUALIZATION MODULE

Software Engineer Salaries in San Francisco, CA

Last updated: Oct 16, 2015

View all 3,927 Salaries



National Average
\$90,374

San Francisco, CA
Area Average
\$103,367 (+14.37%)

	AVG SALARY HISTORY	% CHANGE
2015	\$90K	+5.67%
	\$103K	+10.26%
2014	\$80K	+4.13%
	\$91K	+12.26%
2013	\$58K	+3.76%
	\$78K	+8.49%
2012	\$58K	+3.76%
	\$78K	+8.49%

[About This Data](#)

SALARY SEARCH

REDESIGNED DATA VISUALIZATION MODULE - SAN FRANCISCO ONLY

Objectives Recap

National and Local Average

Interactive

Filters

Current

Compelling DataViz + UX

Software Engineer Salaries in San Francisco, CA

Last updated: Oct 16, 2015

View all 3,927 Salaries



1

National Average
\$90,374

San Francisco, CA
Area Average
\$103,367 (+14.37%)

AVG SALARY HISTORY % CHANGE

Year	National	San Francisco	% Change
2015	\$90K	\$103K	+6.67%
2014	\$80K	\$91K	+10.26%
2013	\$58K	\$78K	+3.75%
2012	\$58K	\$78K	+8.49%

6

[About This Data](#)

~Discussion~

Thanks Glassdoor!